



Accelerating Biomedical Discovery with Public Data: Single-Cell Data Science Consortium Harnesses Collective Expertise to Deliver Even More High Value Harmonized Datasets in Year 3

Rancho BioSciences, LLC

Dan Rozelle, Sondra Kopyscinski, Nicole Leyland, Andy Hope, Andrew Hill, Panagiotis C. Agioutantis, Dzmityr Fedarovich, Cynthia J. Grondin, Anne Cooley, Amrita Bhattacharya, Kenneth Chan, Dan Zhu, Dimitris Konstantopoulos

Abstract


Due to their enormous potential for advancing drug discovery, there continues to be an exponential growth in the use of single cell sequencing methods, and a corresponding increase in datasets in publicly available repositories. While these datasets are freely available, they come with hidden costs that hinder the ability of companies to exploit them to their maximum potential. These costs typically result from a lack of metadata standards and significant variation in the processing approach.

The Single Cell Data Science (SCDS) Consortium was formed in 2022 with four charter members as a multi-year effort to harmonize single cell experiments more quickly and cost effectively. This pre-competitive collaboration is being led by Rancho BioSciences, with its deep expertise in single cell data curation, processing, and analysis. To date, SCDS has successfully delivered over 600 high-quality datasets with metadata harmonized to a 6 entity, 112 attribute data model, allowing datasets to be used in all kinds of downstream analyses.

In 2024

the consortium has grown to ten members, increasing the return on investment significantly. Due to this collective investment, members are now realizing extensive metadata curation, reprocessing, and cell type annotation for an excellent value per dataset, and more cost effective than they could achieve on their own at such scale. Additional members are expected to join throughout 2024, further reducing the cost per dataset for all Members.

As well as dataset additions, the consortium has already delivered five tissue, disease and organ-specific reference atlases. This includes atlases focused on autoimmune diseased cells, neurodegenerative diseased cells, healthy tissues, healthy brain, and a digestive system cancer cell atlas. Each atlas is composed of a collection of cells from the individual source datasets and exceed 1 million cells each. This exciting work is already accelerating reproducible science, rapid discovery, and joint analysis of valuable public data.



Challenges For Pharma And Biotech



Lack of Standardization

Makes aggregation and meaningful re-use of the data on a larger scale difficult and very time-consuming. Batch correction effects need to be addressed.

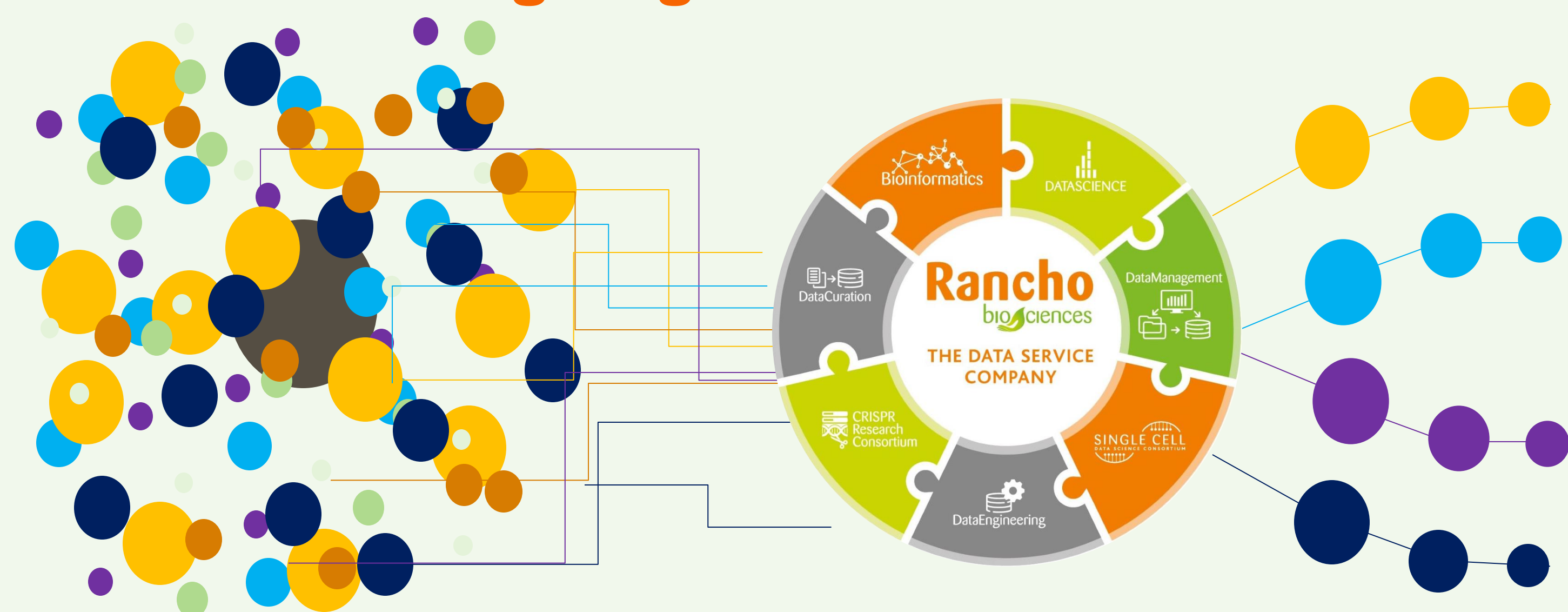
Explosion of new analysis algorithms

Monitoring and staying current with the number of new analysis algorithms that continue to be published. Understanding and prioritizing what are valid use cases where new algorithms could be applied to provide meaningful insight

Integration

Combining multiple single cell datasets along with multimodal orthogonal data can provide richer datasets but requires harmonized metadata and processing methods.

Working Together For A Solution



Rancho has created the environment for member collaboration by providing

Coherent single-cell data model

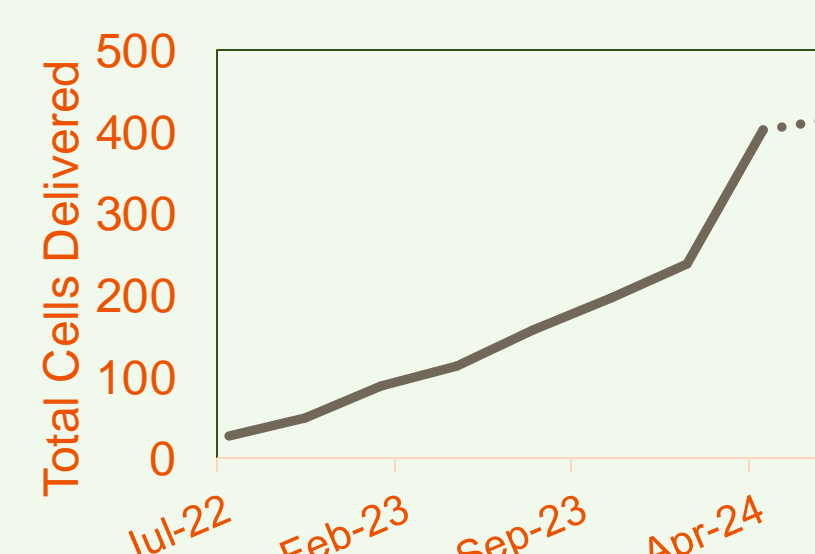
Leadership in bioinformatics and pipeline support

Standardization expertise for transcriptomic metadata

Facilitation and logistics support

Recent Updates

1. With 3 new members joining since November 2023, we've been able to prioritize delivery of even more datasets.



In February 2024, we delivered the **400th dataset** to consortium members.

Totals delivered to date:

495 Studies
603 Datasets
7,703 Donors
22,593 Samples
64,109,724 Cells

2. Datasets are processed from raw sequencing files, include comprehensive metadata aligned to our extensive transcriptomic data model, and include 3 sources of cell type annotation. These are provided as analysis ready datasets in various formats

To date SCDS has delivered 64.1M cells

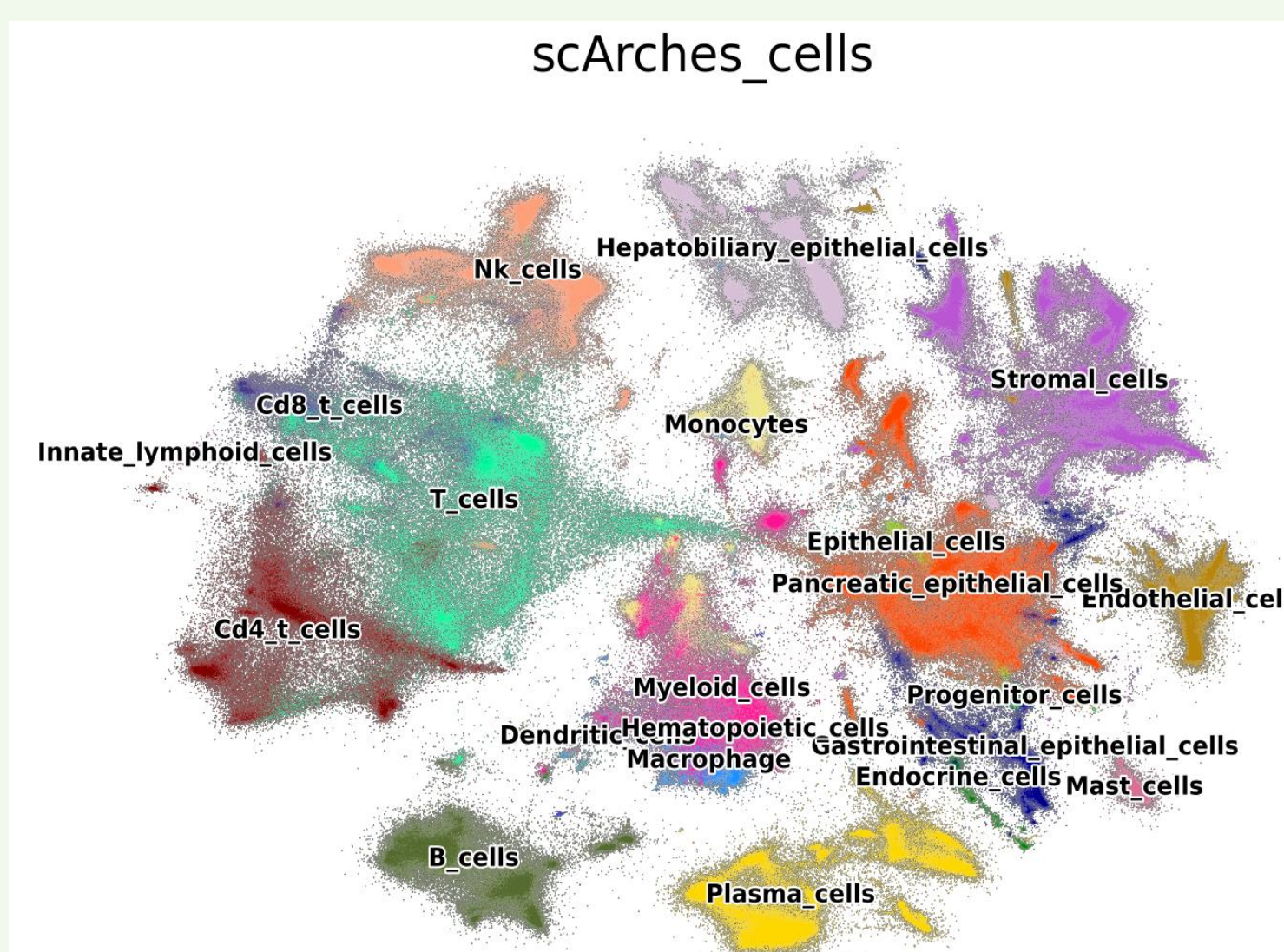
49% Diseased

45% Healthy

This includes a variety of clinical indications

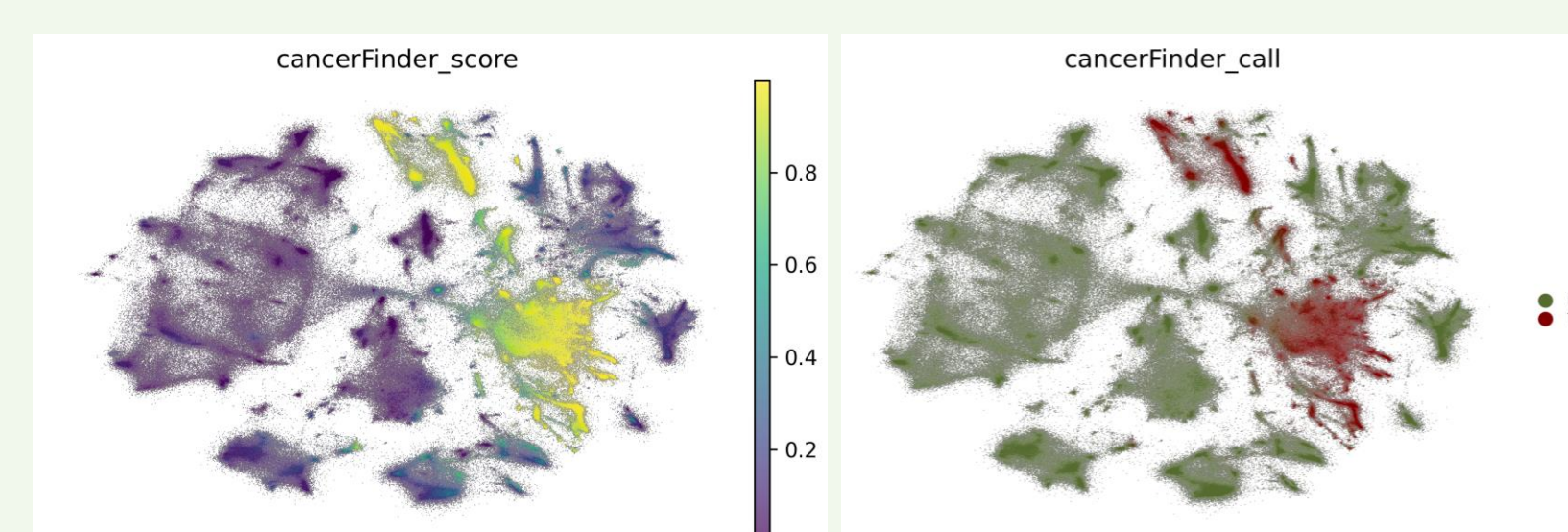
4.8M cells Autoimmune and Inflammatory Diseases <ul style="list-style-type: none"> Crohn's disease ulcerative colitis psoriatic arthritis systemic lupus erythematosus psoriasis 	15M cells Cancer and Neoplasms <ul style="list-style-type: none"> chronic myeloid leukemia pancreatic ductal adenocarcinoma lung non-small cell carcinoma glioblastoma lung adenocarcinoma 	2.5M cells Cardiovascular and Blood Disorders <ul style="list-style-type: none"> dilated cardiomyopathy hypertrophic cardiomyopathy cerebrovascular disease cardiac arrest acute myocardial infarction 	353k cells Infectious Diseases <ul style="list-style-type: none"> hepatitis B bacterial sepsis E. Coli Infection HIV disease COVID-19
1.4M cells Metabolic, Endocrine, Nutritional Diseases <ul style="list-style-type: none"> diabetic neuropathy type 1 diabetes mellitus type 2 diabetes mellitus Obesity non-alcoholic fatty liver 	4.9M cells Neurological and Psychiatric Disorders <ul style="list-style-type: none"> Alzheimer's disease Parkinson's disease Huntington's disease frontotemporal dementia 	742k Respiratory Diseases (non-oncology) <ul style="list-style-type: none"> idiopathic pulmonary fibrosis respiratory failure asthma allergic asthma chronic asthma 	32.8M cells Other Conditions and Disorders <ul style="list-style-type: none"> Healthy Subject Unannotated endometriosis Injury end stage renal disease

3. During years 2-3 we developed and delivered five single cell atlases. These have already shown tremendous value as both investigational datasets and reference sources for new datasets annotation.



Digestive System Cancer single cell atlas

Atlas	Version	Dataset#	Cell#	Feature#
Digestive System Cancer	v2	18	1,606,837	36,601
Autoimmune	v2	10	1,082,275	36,601
Healthy Tissue	v1	5	1,122,197	36,601
Nervous System Disease	v1	7	1,130,027	36,601
Healthy Brain	v1	6	398,952	36,601



Malignancy annotation using ML marker-based approach (Cancer-Finder)

Planning For Year 3 And Beyond (SCDS2)

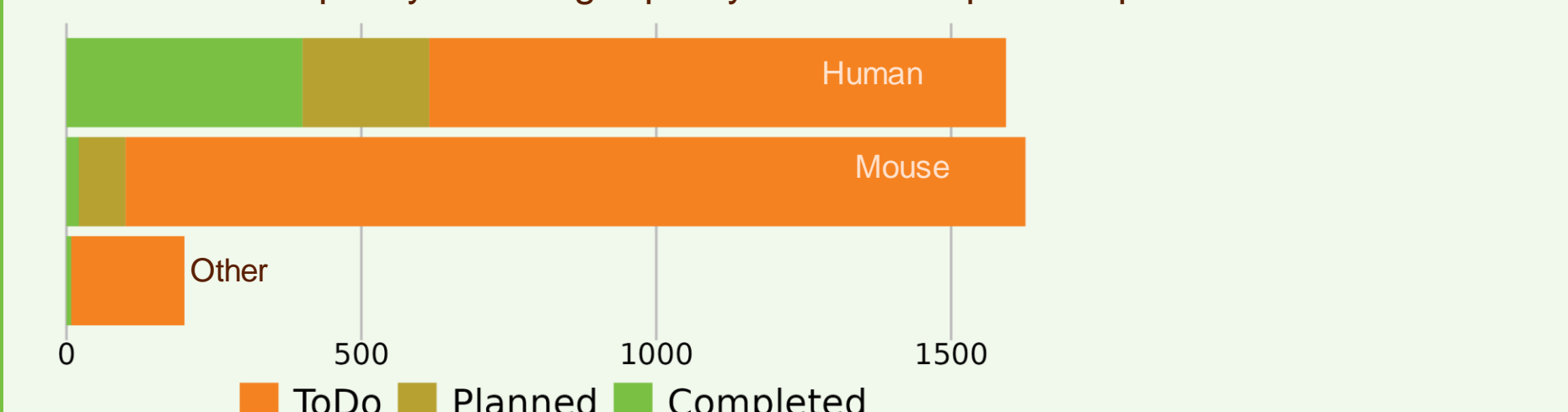
775 scRNA datasets, an excellent ROI for members

8 integrated atlases

Collaborate with industry leaders

Highest quality, deeply annotated, fully reprocessed

There are still plenty more high-quality datasets in public repositories



With greater numbers of cells than ever, we can train powerful models

